

3-SERIES FLC

COACH
PONTONS



263 FLC

Shown in Frost White Fence
with Black-Out Rails
Surf "Tan" Interior

**Image may show optional features*



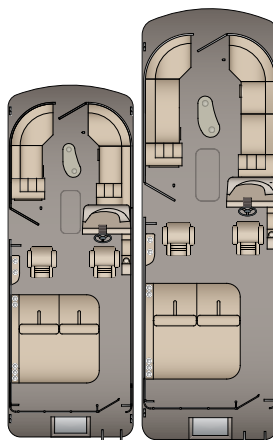
NEW FOR 2023

STANDARD FEATURES

- Sport-toon (3 Tube) Chassis with Full Length Power Keel
- Ski Tow Bar
- Black-out Rails
- Rear Safety Rail and Extended Rear Swim Platform
- Full Length Safety Gate Stops
- Console w/Gussi Italia® Steering Wheel (tilt), CoastKey® Keyless Ignition, and SST Lit Toggle Switches
- NMEA 2000® Digital Gauges
- Simrad® GO7 offers GPS Navigation, Charting, and Fishfinder
- Infinity™ Woven Flooring
- Dual-flip Rear Bed
- High-back Helm Chairs
- Wet Sounds™ Head Unit, Bluetooth®, Six RGB-lit Speakers
- Single Battery Switch
- Docking and Courtesy Lights
- Mooring Cover and Bimini
- 10-Year Bow-to-Stern Warranty

POPULAR OPTIONS

- HP Package
- Deluxe Package Upgrade
- Ski Locker
- RGB Accent Lighting (Exterior, Underwater, and Interior)
- Double Bimini



243 FLC

263 FLC

HONDA
MARINE

	243	263
Length Overall (Includes ladder)	25'	28'
Pontoon Length	22'6"	25'6"
Pontoon Diameter	25"	25"
Beam Width	8'6"	8'6"
Weight Bi-toon (lbs)*	3015	3147
Weight Sport-toon (lbs)*	3240	3400
Weight HP Package (lbs)*	3440	3600
Capacity Bi-toon (Persons/Max Capacity lbs)**	10/2075	13/2505
Capacity Sport-toon (Persons/Max Capacity lbs)**	11/2317	14/2797
Capacity HP Package (Persons/Max Capacity lbs)**	11/2616	14/3096
Maximum Horsepower Bi-toon	150HP	150HP
Maximum Horsepower Sport-toon	200HP	200HP
Maximum Horsepower HP Package	350HP*	400HP*
Fuel Capacity Bi-toon (gallon)	28	28
Fuel Capacity Sport-toon (gallon)	28	28
Fuel Capacity HP Package (gallon)	58	58

*Weights are based on dry weight with all options, no fuel/batteries/engine. Certain options may change based on boat specifications. ** Person capacity is based on approximate number of people, motor, gear (may change based on motor). Refer to capacity plate installed on boat. All specifications listed in this chart are subject to change at any time without notice.

3-SERIES FLC

COACH
PONTOONS

FENCE PANELS


Choose One-Tone or Two-Tone Fence Panel Colors



Cayenne Red



Navy



Graphite



Adriatic Blue



Bronze



Metallic Black



Diamond Ice



Frost



FLOORING



*Woven Tapestry
Standard*




*Tan Woven Teak
Optional*



*Gray Woven Teak
Optional*


SURF "TAN"



BASE

ACCENT

SURF "STONE"



BASE

ACCENT

FURNITURE



CHECK OUT OUR CONSTRUCTION

At Coach Pontoons, you might say we "over build" our pontoons as compared to the competition.

STYLE. SAFETY. COMFORT. PERFORMANCE.

Those are the pillars of Coach Pontoons. Peace-of-mind, a 10-year standard Bow-to-Stern Warranty, as well as our Exclusive 10-Year Motor* Warranty — the best in the industry.

**Exclusive 10-Year Motor warranty requires that the Coach Pontoon be packaged with a Honda from Coach Pontoons.*

Please see your dealer or our website for more warranty details.



Deluxe Package Upgrade includes:

- Raised Helm w/Marine Mat Flooring
- Gussi Italia® Lessinia Steering Wheel
- Stainless Steel Flip-up Cleats
- 2 Subwoofers
- Black Acrylic Table
- Autochrome "Coach" Logo



COACH
PONTOONS

3701 S Johnson Road
Chanute, KS 66720
www.coachpontoons.com

@Copyright 2023. Coach Pontoons reserves the right to change specification features and options at any time. Product information, photography and illustrations included in this publication were as accurate as possible at the time of publication. Actual product color may vary slightly from the images shown. Every monitor or mobile display has a different capability to display colors, and every individual may see these colors differently.

Prices, materials, design and specifications are subject to change without notice.

For optimum performance and safety, read the Owner's Manual before operating your Honda Marine Product. Always wear a personal flotation device while boating.

HONDA
MARINE